

How to Sign Into Google Classroom

How to get into your Google Classroom:


STEP 1: Access Panthers Link from the [CRS homepage](#) under Students → [Panthers Link](#)

- You can also launch Chrome and go directly to <http://pantherslink.ardsleyschools.org/>
- The panthers link username and password will be provided by your child's teacher.

Student username: [firstname.lastname](#)

Student password: *****

STEP 2: Click on Google Classroom



STEP 3: Enter your child's credentials:

Email:

firstname.lastname@ardsleyschools.org

Password: [provided by the teacher](#)

Click Save.

Would you like to save your login?



Google Classroom

You can save your login for this application to auto login on your next visit

Fields marked as * are required

* Email

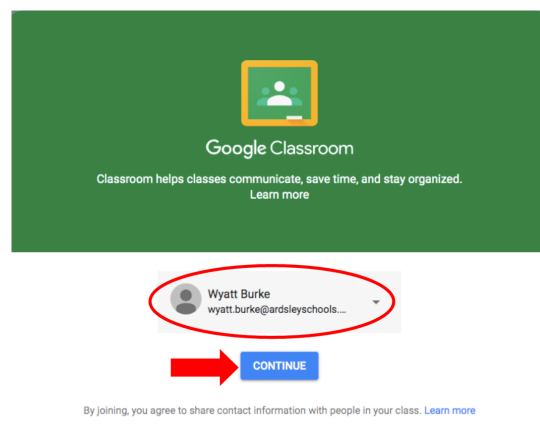
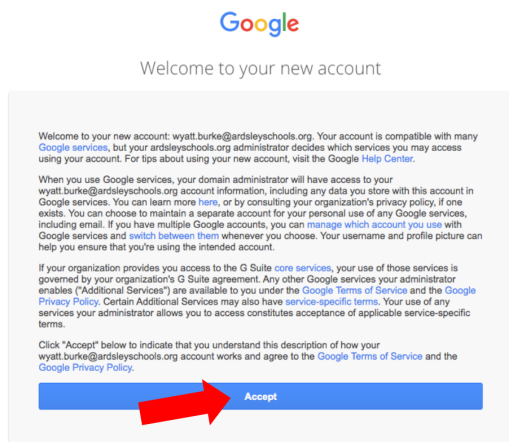
* Password

Skip


Save

Once in Google Classroom you will have to connect to your child's specific teacher's class. Be sure you have your **class code** from your child's teacher when you sign your child onto their Google Classroom page.

STEP 4: Accept the Agreement to the new account. Ensure it is the correct account, click continue



STEP 6: Select "I'm a Student".



STEP 7: Click on the "+" in the top right corner, and enter the class code from your child's teacher.



You will now be enrolled in the Google Classroom for your child's specific teacher.
This is where your child will find assignments, announcements, and resources from their classroom teacher!

